


Meet Vern

My name is **V**ern, and I have the best job! My job is to take you kids in to see the Green **F**ern Zoo.

We will see things with wings and things with scales, things that bite and things that sting, things that creep and things that swim.

I have lots of fun facts and tales to share with you. So let's see the zoo and have some fun!



Meet Vern

1. Where will Vern take you?

- the shop
- the Green Fern Zoo
- the bus

Page _____

2. What is Vern's job?

Directions: Have students reread the story and answer the questions.

3. What could be some things with wings?

4. Name some things that you could see at the zoo.

Name _____

Directions: Have students trace and copy the digraph and words. Students should say the sounds while writing the letters.



ar ar

ar

art art

art

farm farm

farm

yarn yarn

yarn

Print the words on the lines where they fit best.

1. **arm**




arm

2. **car**



3. **star**



4. **yarn**



5. **cart**



Things That Swim

I hope you kids like things that swim, be-cause this is the room where we keep all the fish.

The fish here are trout. A trout is a fish that swims in cool lakes and creeks. You can see that they have lots of spots and **marks**. The spots and **marks** help the trout hide. They make the trout look a lot like the sand on the bed of a creek.


4



5

Here's a big fish that makes all of the wee fish run and hide. This is a reef **shark**. It has that name be-cause it likes to make its home close to a reef, where there are lots of fish.

6



7

You can see that the reef shark has fins and a set of gills on its side. You can not see them from here, but this shark has lots of sharp teeth in its mouth.

Would a reef shark bite you? Well, you are not the lunch that this shark would like best. A reef shark likes to feed on squid, crabs, and shrimp. But it would be smart not to get the reef shark mad at you all the same!



Things That Swim

1. What is a trout?

- a dog
- a bug
- a fish

Page _____

2. What **parts** of a trout help it hide?

- spots and **marks**
- mouth and teeth
- fins and scales

Page _____

Directions: Have students reread the story and answer the questions.

3. What big fish makes wee fish run and hide?

- trout
- reef shark
- squid

Page _____

4. Why do reef sharks make their home close to reefs?

5. What do reef sharks like to feed on?

Page _____

stars	perk	look	fern	shout
oil	claws	moon	shark	herd

Directions: Have students read the words in the box and write each word in the sentence where the word fits best.

1. There is not a _____ in this lake.

2. The **car** needs _____ in it.

3. That cat has sharp _____ !

4. The flag has _____ and stripes.

5. My mom had to ask us not to

_____ .

stars

perk

look

fern

shout

oil

claws

moon

shark

herd

Directions: Have students read the words in the box and write each word in the sentence where the word fits best.

6. She must _____ up and not sleep!

7. I saw a _____ of deer in the woods.

8. I would like to see the Green
_____ Zoo.

9. _____ at that big wave!

10. We look up at the stars and the
_____ when it gets dark.

it is

he's

here is

can't

she is

she's

can not

it's

he is

here's

Directions: Have students match the words to their contracted form.

can't

let's

here's

she's

it's

Bert's

1. _____ sad.

2. _____ hot out.

3. _____ run to the **park**.

4. _____ a good pal.

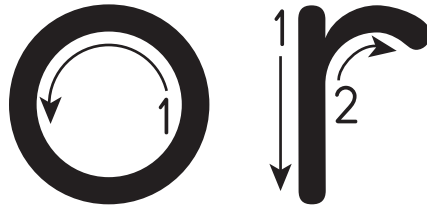
5. _____ my class.

6. We _____ see the **sharks**.

Directions: Have students fill in the blanks with the correct contraction.

Name _____

Directions: Have students trace and copy the digraph and words. Students should say the sounds while writing the letters.



or or

or

corn corn

corn

fork fork

fork


short short

short

Chimps

Next, let's see the chimps. We have ten chimps here at the Green Fern Zoo. You can see them all out there if you look **hard**.

The one you see here is Bess. She has a snack in **her** mouth. Bess and the rest of the chimps like to munch on plants, nuts, and seeds.




Do you see that chimp with the stick? That's **Bart**. **Bart** likes to have ants **for** lunch. To get the ants, he takes a stick and sticks it in an ant hill. Then he lifts it up and licks off the ants. Yum, yum!



The chimp with the rope in his hand is Max. He's just a babe. He was **born** in **March**. Bess is his mom.

Max is a lot of fun. He likes to swing on the rope and splash in the pool.



The two chimps up on the rocks are **Carl** and **Norm**. **Carl** is the one on the left. **Carl** and **Norm** are pals. But they were not pals last week.

Last week we gave them a branch from a fig tree **for** lunch. **Norm** took the branch and ran off with it. He ate all of the figs. **Carl** was mad at **Norm** all week.

But that was last week. This week the two of them are pals.



Chimps

1. Green Fern Zoo has _____ chimps.

- one
- five
- ten

2. Who is Bess?

- a chimp
- Vern's pal
- a shark

3. What do chimps not like to munch on?

- plants
- seeds
- rocks

Directions: Have students reread the story and answer the questions.

4. What will **Bart** have **for** lunch?

Handwriting practice lines for question 4, consisting of three sets of solid top and bottom lines with a dashed middle line.

5. What will Max do **for** fun?

Handwriting practice lines for question 5, consisting of three sets of solid top and bottom lines with a dashed middle line.

6. Why were **Carl** and **Norm** not pals last week?


Handwriting practice lines for question 6, consisting of three sets of solid top and bottom lines with a dashed middle line.

Mandrills


Here you can see two man-drills. Man-drills are a lot like chimps.

Do you like the red nose? The man-drill with the red nose is a male.

The man-drill on the left is grooming the male with the red nose. She is looking **for** ticks and bugs. Man-drills like grooming be-cause it makes them look good and feel good, too.




Look! One of the man-drills is yawning! You can see that he has long, **sharp** teeth. Those **sharp** teeth help him chop up his food.



Man-drills like a lot of foods. We feed our man-drills ants, grass, nuts, bark, plant shoots, and roots.

Man-drills have sacks in-side their cheeks. They can stuff food in the sacks and keep it there un-til they need a snack. Then they pop the food out and munch on it!



Mandrills

1. Is a male man·drill's nose green?

2. What makes man·drills look and feel good?

Directions: Have students reread the story and answer the questions.

3. What is the **verb** in, “We feed man·drills ants, grass·es, nuts, **bark**, plant shoots, and roots.”

- man·drills
- feed
- bark**

4. List 4 nouns that you found in “Man·drills.”

Directions: On a separate sheet of paper, have students illustrate one of the nouns from the story.

Things with Wings

Next, let's see some things with wings.

This is a puff-in. He makes his home up north, not too far from the North Pole.

Look at those cute feet!
But they are not just cute. The puff-in's feet help him swim.

Note, as well, his big bill. The puff-in can use his bill to get fish.



Puff-ins are born from eggs. The puff-in mom and dad sit on their egg. The mom sits. Then the dad sits. In the end, the chick pops out of the shell. The mom and dad take care of the chick un-til it can care for it-self. Look! That puff-in has fish in her bill! She will feed those fish to her chick.



In this next room, we have a finch. Unlike the puff-in, the finch makes a home in woodlands. He can use his bill to snap up grass seeds for food.

I'm sad to tell you that the finch is getting to be quite rare. We are proud to have five of them here at the Green Fern Zoo.



Things with Wings

1. The puff-in makes his home _____

- in hot lands
- up **north**
- in the grass

Page _____

2. The puff-in's feet help him _____

- swim
- sleep
- get a snack

Page _____

Directions: Have students reread the story and answer the questions.

3. What can a puff-in use to get fish?

- his feet
- his eggs
- his bill

Page _____

4. Puff-ins are **born** from _____.

The puff-in mom and _____ sit

on their egg. In the end, the _____

pops out of the shell.

5. What can a finch use to get food?

Directions: For each word, have students circle and count the spellings, then write the number of sounds in the box and copy the word on the lines. For an extra challenge, ask students to write the number of syllables in the circle.

1. ham·ster 6 hamster 2

2. green _____ ○

3. win·ter _____ ○

4. slime _____ ○

5. good _____ ○

6. gar·lic _____ ○

7. shout _____ ○

Directions: For each word, have students circle and count the spellings, then write the number of sounds in the box and copy the word on the lines. For an extra challenge, ask students to write the number of syllables in the circle.

8. paws

9. pop·corn

10. camp·ers

11. mon·ster

12. woods

13. for·get

14. zipp·ers

