


As a citizen of Robert Graves School, I pledge to all members of the Robert Graves community that I will demonstrate respect, responsibility for my actions, growth, and service to my school and community.



The R.G. Reviewer is written by some of the 4th grade students at Robert Graves Elementary in Port Ewen, New York.

R. G. Reviewer

2023 –2024 Winter Edition

Spelling Bee

Written by Robert Liguori

On January 10th, the Kingston School District spelling bee was held at Miller Middle School. Mr. Kay attended and shared some facts about it. Students in fourth through seventh grade participated. The top 3 students from each elementary and middle school qualified to be in the district spelling bee. Leela Ayachit, Keegan Carpino, and Eliana Gambino were the top 3 spellers from Robert Graves School.



Mr. Kay said that the spelling bee was at least 2 hours long. Out of the top 5 students, 4 were current Robert Graves students or graduates of our school!

The contestants said that they were really nervous and the words got harder. Keegan went out on the word, “turquoise” and Leela won on the word, “shoal”. **Fun fact: Leela’s parents were in a band a long time ago called, “The Shoals”.**



Mr. Kay said that the crowd was quiet when the students were spelling the words, and they clapped when they were done. All of the families were really supportive by cheering for all of the students, not just their own child.

Congratulations!

Robert Graves is so proud of all of you!

Inside this issue

Meet the New Staff	2
Husky Highlights	3
Craft Corner	3
Sports Field	4
Special Area Updates.....	5
Quotes.....	5
School History.....	6-7
Animal Den.....	8
Cub Scouts.....	8
Winter Puzzle	9
Winter Gallery	10

Comedy Corner

Selected by Ciara Burgos

**What do snowmen
wear on their heads?**

[Answer on page 4]

Meet the New Staff

Mrs. Murphy

Written by Emily Seyfarth



Mrs. Murphy has worked in the Kingston City School District for 14 years. She came to this district because she had to leave her other job due to health issues. In her other job, she was a surgical technologist. A surgical technologist is someone who helps surgeons do procedures. If you ask me, that's quite cool! She works at our school as a monitor at the desk in our front lobby. She had to go to college for 2 years and 10 months through BOCES. What she likes most about her job is working with the children of Robert Graves!

Her hobbies are reading and playing sports like football, baseball, and volleyball. Her favorite vacation spots are the Dominican Republic and Florida, because she loves warm weather and sunshine! Mrs. Murphy also has one male dog named Beau who is a 3 year old Yorkie. Her favorite memory as a kid was playing around with her neighborhood friends and playing games with them like wiffleball.

Now you know all about Mrs. Murphy, the monitor at the front desk!

Mrs. Muollo

Written by Bryce Hitchcock



Mrs. Muollo has been a lunch monitor for the Kingston City School District for 2 years prior to working at our school. The one thing she loves most about her job is that she loves kids. She decided to be a lunch monitor so that she had a job where she could look after her kids.

She has also worked as a licensed Veterinarian Technician. When asked if she could work anywhere else, it would be at a horse stable working with horses.

In her opinion, 4th grade behaves the best and if she could teach any grade, it would be the 4th grade. Please help welcome Mrs. Muollo to our school. You can see her in the cafeteria or at the front desk.

Mr. Dunham

Written by Aiden Wentto



I recently interviewed Mr. Dunham our new cleaner. Mr. Dunham decided to become a cleaner 13 years ago because he likes to work with kids. In those 13 years, Mr. Dunham has worked at George Washington, Bailey and here at Robert Graves School for the last 5 months. He likes working here at Graves because we have nice kids, and it's a good school.

Mr. Dunham's favorite sport is baseball with the Yankees being his favorite team. His favorite food is chicken. He has a lot of pets. He has chickens, turkeys, geese, and pheasants. His favorite is his dog named Patrick. He is 13 years old!

Mr. Dunham said he is glad he is here. at Robert Graves. Remember to say hello when you see him in the hallway.

Robert Graves Elementary thanks Mark Longendyke and Steve Walker for all of their hard work as custodians at our school. We wish them well in their new placements this year. You will both be missed!

Crafty Corner

Game Making


Written by Arthur Fitzpatrick

HI! Welcome back to the coz.. cm.. [sorry, I got a little tongue tied :-)] Crafty Corner.

So, the next DIY game idea is **CHECKERS!**

DIRECTIONS

Step 1: Gather a somewhat large piece of paper of any color, a pencil or 2 (colored or normal), a ruler, and 12 things to use for the game pieces. In this example, we'll use chips and fake pennies.



Step 2: Draw squares (8x8) on the paper and color in every other square.



Step 3: Enjoy your game! (Remember, checker pieces go on the black spaces and can jump).



Fun Fact: “The mathematical aspects of checkers have intrigued researchers for centuries. The game has been used as a platform to study algorithms, artificial intelligence, and game theory. “


<https://facts.net/lifestyle/entertainment/10-mind-blowing-facts-about-checkers/>

Husky Highlights

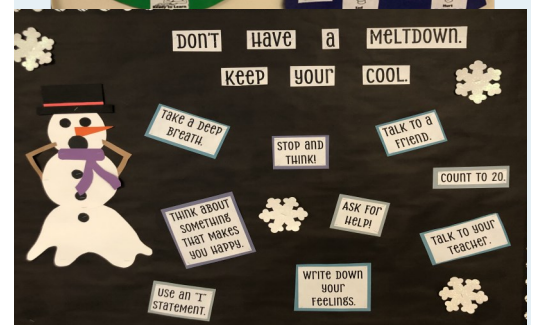
- On December 6th, we had our annual winter concert. Miss Salerno showed us how talented our chorus really was!



- Earlier this year, our physical therapist, Mrs. Bamford, created movement obstacle courses in each wing where students could get their wiggles out. Thank you, Mrs. Bamford!



- Mrs. Binney and Mrs. Barros always help us improve our social emotional skills. They work on self-regulation and getting back to the calm green zone using “Zones of Regulation” program and calming



Sports Field

Karate

Written by Aaliyah Whittaker

Has anyone ever done a “horse stance”? Well, I have. Let me tell you about it.

Karate comes from Japan. It has been around since the 17th century. Karate means “empty hand” in Japanese. There are a lot of kicks and punches. The belt colors are white, yellow, orange, green, blue, brown, and black. Some dojos have other colors for belts. The dojo is the place where we train. The clothes they wear are called “Gi”. They do fun positions like the forward stance, the ready stance, the back stance, and the horse stance.



Horse Stance

I have been practicing karate for one week. I got into karate when the Hudson Valley Fair had a tent to sign up. I signed up because it seemed cool. My belt is white. I don't get hurt, but some of the games are hard. I feel good about karate and I hope to go back.

Basketball

Written by Camille Conklin

Have you ever wondered who invented basketball? James Naismith invented basketball in 1891. That was 133 years ago! The first basketball was made from leather panels. Today we usually use pumps to blow up a basketball but people still use the old ones, too.

Traditional basketball teams have a total of 12 players. Today we have 5 players on the court from each team. The positions are offense and defense. There is actually no limit to points you can make in a basketball game. Wilt Chamberlin still holds the record at 100 points in a single game.

I wrote this because it's my favorite sport and when I heard about basketball intramurals, I thought that I should write about it. The intramurals just ended. I hope I can play next time!



Parkour

Written by Cole Berish

Do you like to do sports? Then maybe Parkour is for you.

Parkour was started in France in 1995 by David Belle. It is athletic training that includes vaulting, flipping, jumping, and climbing.

I have been doing Parkour for about a year, and I do it at the Hudson Valley Mall. I go every Tuesday and stay from 5:00-6:00 PM. There is also summer camp for Parkour that I want to try. First, you exercise and then a minute of jumping jacks. Next, you go to the back of the room, so you can do “cat hangs.”



Then the people split into groups. Next, you do the work wall over and over again. Then you switch groups and go on the rope and land in the hoop and get points to win the game. Last, you go to the teacher and get stamps at the end of the day. Parkour makes me happy and makes me stronger. I think people should give it a try.



[Joke answer]

Ice caps!

<https://www.weareteachers.com/winter-jokes/>

Special Area News



Coach Morris, Coach Piazza, Miss Salerno, Ms. Fisher, & Miss Spoth

In this column, we will highlight the happenings in a few of the special areas in each edition of the newspaper.

Music:

In music class this quarter, we've been busy! Third and fourth graders have been learning about reading rhythms. First and second graders have been working on playing instruments with some of our songs. The choir has started learning their new concert music, and the kindergarteners have been working on their beautiful singing voices! Soon, third graders will start to learn about the instrument families and the annual March Madness Music competition will start! **Miss Salerno**

Library:

This past quarter, students in grades K-4 were conducting our own Mock Caldecott Award in the library. The Caldecott Medal is awarded each year to a picture book that honors the illustrator's work. Students enjoyed reading the six picture books and voting for their favorite. Let's have a round of applause for our Mock Caldecott winner.... The Tree and the River by Aaron Becker. **Miss Spoth**

Physical Education:

The Fastest Class winners were just announced...

Mrs. Fitzgerald's class won first place for grades 1 & 2.
Mrs. Dippel's class won first place for grades 3 & 4.
Congratulations! **Coach Morris & Coach Piazza**

Inspirational Quotes

Chosen by Ciara Burgos

President's Day

"Try and fail, but don't fail to try." — John Quincy Adams

John Quincy Adams was the 6th president of the United States and served our country from 1825-1829. In this quote, he encourages the nation to not fear failure and instead, be courageous enough to make an attempt at success.

"Leave nothing for tomorrow which can be done today." — Abraham Lincoln

Abraham Lincoln was the 16th president of the United States. He is most remembered for issuing the Emancipation Proclamation, which declared the slaves under the Confederacy free in 1863. In this quote, he highly discourages procrastination. How many times have said, "I'll do it in five minutes!" or "I can do it tomorrow!" when asked to do a chore or complete an assignment? This quote from one of the most popular presidents in history could help us understand that work done immediately could save time the next day to accomplish greater things.

<https://www.arborland.com/post/5-powerful-presidential-quotes-to-share-with-your-child>

Black History Month

"If somebody is different from you, that's not something you criticize; that's something that you appreciate." -Barack Obama

Barack Obama was the 44th President of the United States of America.

"I am thankful for my struggle because, without it, I wouldn't have stumbled across my strength." - Alex Elle

Alex Elle is a NYTimes Bestselling Author, certified breathwork coach, and Restorative Writing teacher.

[30 Black History Month Quotes for Kids to Share All Year - FamilyEducation](#)

School History

Research Assistants

Cole Berish, Robert Liguori,
Logan Miriello, & Aaliyah Whittaker

Principals of Robert Graves Elementary

Then & Now



1955- Fall 1978
Robert R. Graves
[23.5 years]

Ms. Petruski's uncle worked with **Robert R. Graves**. His name was Donald Anderson and he was a principal at Myron J. Michael Elementary. Mr. Anderson enjoyed working with Mr. Graves and spoke highly of him as a principal and a person.



Fall 1991 - Spring 1993
Wayne Harris
[2 years]

Wayne Harris was the driving force in encouraging Mrs. Auringer to go back to school and become a teaching assistant at Graves. Jeanne Stoico, a former teacher, recalls that he was always out with the kids playing ball. He had a great rapport with the students.



Fall 1993 - Spring 1998
William Krupp
[5 years]

William Krupp was principal of several schools during his time in the Kingston School District including Graves, Anna Devine, and Edson. Jeanne Stoico remembers that he used to dress up in costumes for various events.



Spring 1979 - Spring 1983
Fredrick Wadnola
 [4.5 years]

Fredrick Wadnola stepped in as principal after the death of Robert Graves. His son shared that his father was known for his true desire to see his students succeed and to improve the facility and programs in the schools he led.




Fall 1983 - Spring 1991
Raymond Monfette
 [8 years]

Raymond Monfette always held something in his hands for his school pictures. Here it was a camera, but he usually had a cup. He and his family were part of the Graves community. He was proud of all the students and would be seen on the playground playing ball or supporting academic achievements.



Fall 1998 - Spring 2008
Valerie Hannum
 [10 years]

Valerie Hannum brought the Montessori program to Robert Graves. She had a school turtle named "Tank".



Fall 2008 - Present
Dr. Errin Parese
 [16+ years]

Dr. Errin Parese led our school to achieve high academic test scores and to be ranked the #1 school in the district. He also helped RG score in the top 14% of elementary schools in NY state in 2023.

He has a great sense of humor and enjoys spraying staff with water on the last day of school. He always performs silly stunts to celebrate the Summer Reading Challenge and loves having fun with the students and staff.

Animal Den

Written by Eliana Gambino

In the world, there are approximately 4,000 different species of snakes. There are about 19 different types of snakes in the Hudson Valley alone. Snakes are cold blooded reptiles with no limbs. They have long tails and are covered with shiny, sleek, iridescent, and sometimes radiant colored scales. All snakes dislocate their jaws so that they can eat their prey. They also have distinct patterns that run all down their body. In this article, I will be discussing three interesting snakes in our area; the Garter snake, the Hognose snake, and the Rattlesnake.

The first snake I will be introducing is the Garter snake. There are two species of Garter snakes found in New York State. One is the Eastern also known as 'Common' Garter and the other is the Ribbon snake. These types of snakes usually grow between 1 ½-2 feet in length. Both snakes have yellow stripes that run down their bodies, but don't worry, they are in fact



nonvenomous. They eat snails, earthworms, leeches, small fish, grasshoppers and other small insects. Sometimes they try to eat small birds and rodents.

Next up is the Eastern Hognose. They have a little nose that curves up and allows them to dig into sandy areas.

An adult Hognose can grow up to 20-33 inches. If threatened, they will attempt to flatten their necks like the very deadly Cobra and even hiss! However, they are non venomous just like the garter snake. They also flip over on their backs and pretend to be dead to deter predators. The Hognose is one of my favorite snakes found around us.

Lastly, the rattlesnake comes into action. This snake is extremely deadly and very venomous. So I would say to stay away from it any chance you can get! They have pit glands located on the sides of their mouth which allows them to sense heat and motion. This is how they "see" their prey. They mostly eat medium sized rodents, mice, and even rats! Another thing they can do is rattle their tails so it makes a sound to let the predators know, "Hey! I am venomous! You do not want to come near me or else I will give a very powerful bite that can hurt and potentially kill you!"

That is my article about snakes! In case you haven't noticed, I love them! In fact, I have a pet snake named Cinnamon. She is a Vanilla Bamboo Ball Python and I couldn't wish for a better pet. I hope you enjoyed this article and learned something new about them!

Cub Scouts

Written by Owen Villielm



At the beginning of this school year, I joined a program called Cub Scouts. Cub Scouts is a group of boys and girls that learn a variety of different things including survival skills, life skills, science and to be a better person in society all in a fun and exciting way!

One of the survival skills I have already learned is how to build a tent. To build the tent, the scouts worked as a group to put together support poles, bend them, and attach them to the tent fabric until it stood up and we were able to go inside! We even took a field trip to Camp Tri-Mount to learn how to safely use a slingshot and a bow and arrow.

Some of the life skills I already learned include how to cook, first aid, and staying physically active. I learned how to measure and mix ingredients and then cook those ingredients in a hot pan! When we were done, we got to eat what we created, which were pancakes and eggs! Before doing this, I learned fire safety and first aid. These skills are important because many accidents can happen in the kitchen. In the first aid class, we built a first aid kit and learned how to use everything in it including bandages, tape, and tweezers.

Another fun and enjoyable activity we did was build and launch rockets hundreds of feet into the air! When the rocket was at its highest, a banner flung out and it slowly came back down so we could try to catch it. Currently, I'm building a pinewood derby car. The scouts all will make a car and we will race them!

As you can see, Cub Scouts is a fun program for boys and girls to learn and do different things.

Our troop is always expanding so if you would like more information on Scouts or are interested in joining, you can contact Pack 17 committee chair David Bondarenka at davidbondarenka@gmail.com.

Come check out all the awesome fun!

Winter Scramble

By Owen Villielm

LCEIIC

--	--	--	--	--	--

ETWINR

--	--	--	--	--	--

INIKSG

--	--	--	--	--	--

NOOWDRBAS

--	--	--	--	--	--	--	--	--

ACHMTSISR

--	--	--	--	--	--	--	--	--

NAHUAHKK

--	--	--	--	--	--	--	--

OSWN

--	--	--	--

EIC

--	--	--

CLDO

--	--	--	--

ZEGNEIRF

--	--	--	--	--	--	--	--

--	--	--	--	--	--

--


--	--	--	--	--	--	--

Directions

Unscramble the words and write them in the boxes.


Fill in the last phrase with the letters that match each number.

What is the mystery phrase?



Picture by
Samson Spencer

For answers, please visit the Robert Graves website. The answers will be the last page of the newspaper digital copy. Enjoy!





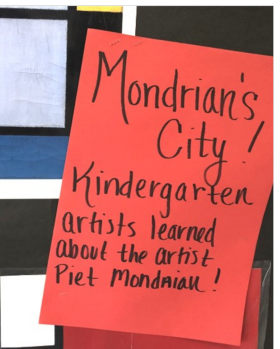
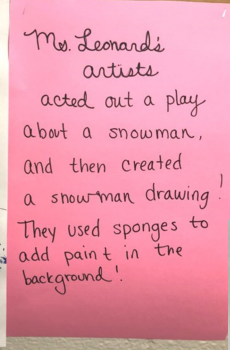
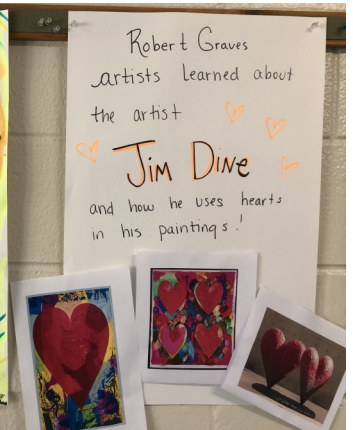

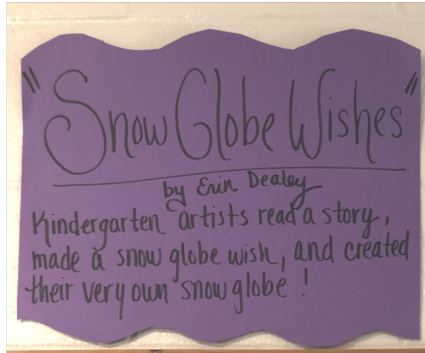
Robert Graves
Elementary School

A place where people are treated
with respect and kindness.

If you're enjoying this edition of the R.G. Reviewer, visit the Robert Graves page on the district website to view this and previous editions!

Winter Gallery

Mrs. Norris' artists learned about the northern lights and animals from the arctic. They created the lights by using pastels and blending them into the black paper. Students ripped paper to create the outlines of the mountains. They also created a silhouette of an animal from the arctic and placed it thinking about the composition of the work.



Word Scramble Answer Key

LCEIIC

I	C	I	C	L	E
---	---	---	---	---	---

ETWINR

W	I	N	T	E	R
---	---	---	---	---	---

11

13

INIKSG

S	K	I	I	N	G
---	---	---	---	---	---

6

NOOWDRBAS

S	N	O	W	B	O	A	R	D
---	---	---	---	---	---	---	---	---

2

ACHMTSISR

C	H	R	I	S	T	M	A	S
---	---	---	---	---	---	---	---	---

1

12

NAHUAHKK

H	A	N	U	K	K	A	H
---	---	---	---	---	---	---	---

3

7

OSWN

S	N	O	W
---	---	---	---

8

9

10

EIC

I	C	E
---	---	---

4

CLDO

C	O	L	D
---	---	---	---

ZEGNEIRF

F	R	E	E	Z	I	N	G
---	---	---	---	---	---	---	---

5

M	A	K	I	N	G
---	---	---	---	---	---

1

2

3

4

5

6

A

7

S	N	O	W	M	A	N
---	---	---	---	---	---	---

8

9

10

11

1

12

13